

Easy to Make 1/16 Scale Barbed Wire

BY: Jerry Dickinson, FRAG Member © 2020

WARNING: Children should not attempt this and be careful with the scissors and sharp wires.

Materials List:


1. A roll of plastic pet screen wire mesh (black). Available at Lowe's, Home Depot, etc.
2. Black floral wire.....26 gauge or smaller
3. Pair of short, sharp scissors
4. Magnifier glasses if you need them
5. Wire cutters or nippers
6. Needle nose pliers
7. Hand drill, motorized
8. Mini chuck (optional). Use the drill's chuck if it tightens completely. A mini chuck holds wire much better.
9. A work glove to protect against cuts
10. Safety glasses to protect your eyes while the wire spins around
11. Soda straws for packing (optional)
12. Spray paint. If you use black parts you can skip painting. For a more modern look paint the wire silver.

Construction Steps:


- A. Cut the mesh strips about 12" wide by 2.5' to 3' long. Length is your choice.
- B. Carefully cut off one strand of the mesh. This will get you about a 6-8 inch long piece of "coiled" wire. Adjust the overall length to fit your arm's reach if the 3' size is too long.



- C. Cut off a piece of floral wire the same length as the mesh or a bit shorter as the winding effect will leave you with extra wire.
- D. Crimp the wire with needle nosed pliers at the end of the mesh strip.



E. Insert crimped end into the drill chuck.



F. Put on gloves and goggles. Set drill to low speed. Pinch the wire and mesh with your glove and start spinning.




G. Continue to pinch the wire strand and keep pulling your gloved hand away from the drill. You will see a pattern forming as you spin and feed the mesh into the wire.


H. Spin until you get to the end, then crimp off the wire at this second point.

I. Paint the strand if you so choose.

J. Insert thru soda straws for safe keeping until used.



K. You can coil wire to a size you desire when used.



L. Examples of how we used barbed wire on the FRAG Battlefield.



Bridge Barricades (soldered brass strips w/ wire wrapped around).



Also as street Barricades (this frame was made from wood sticks).



Topping of concrete bunker walls



Top of POW Fence